



**NEW**

# High speed ball screw with caged ball technology **SBN**



**Caged Ball™ Technology**  
+  
**High speed specification**

Low noise  
Long-term, maintenance free operation  
Low torque fluctuation  
DN value 130,000



# High speed ball screw with caged ball technology

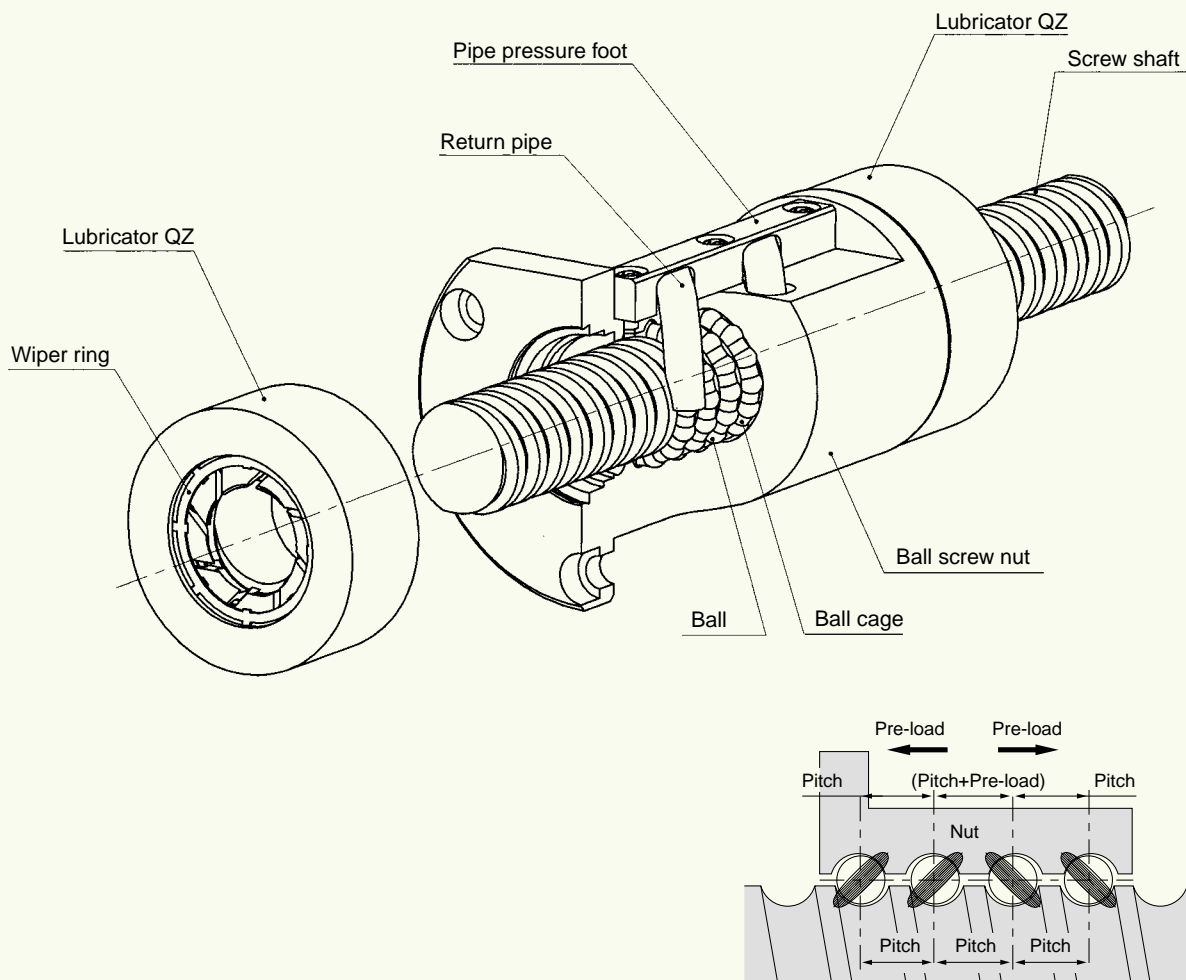


Fig.1 Structure of type SBN

## Structure

A high-speed ball screw SBN is provided with caged ball technology in order to eliminate collisions and friction between balls and improve lubrication longevity. By doing this, low noise, excellent torque characteristics and long periods without maintenance were achieved.

Increasing the strength of the circulating part by making an ideal cycle which can pick up the ball at a direction tangential with the return pipe, permissible DN values of 130,000 were realized. (\*: DN value = ball center diameter × number of rotations per minute)

Using an offset pre-load method that shifts the lead at the center of the nut allows for a shorter and more compact nut compared to the double nut used for the shim pre-load method.

With full use of the LM guide with Caged Ball™ technology developed as a result of our extensive experience and new manufacturing techniques, the ball screw with a ball cage, corresponding to high speed demands in the market, performs extremely well with regards to the following features.

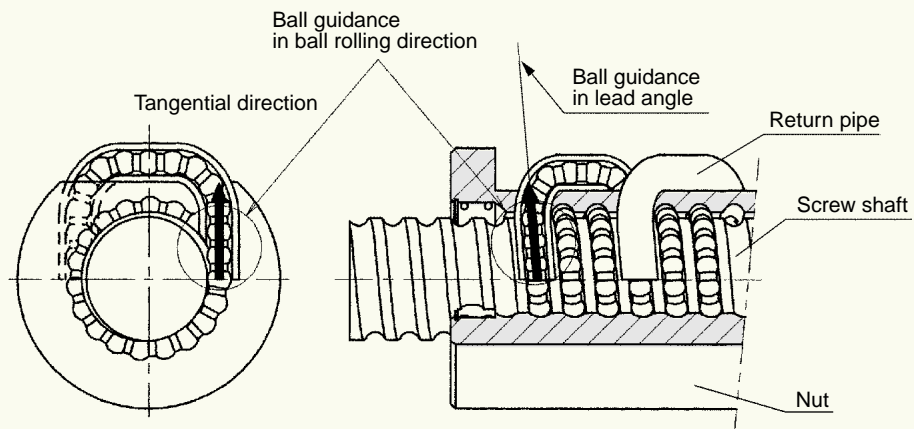
## Features

### High speed correspondence

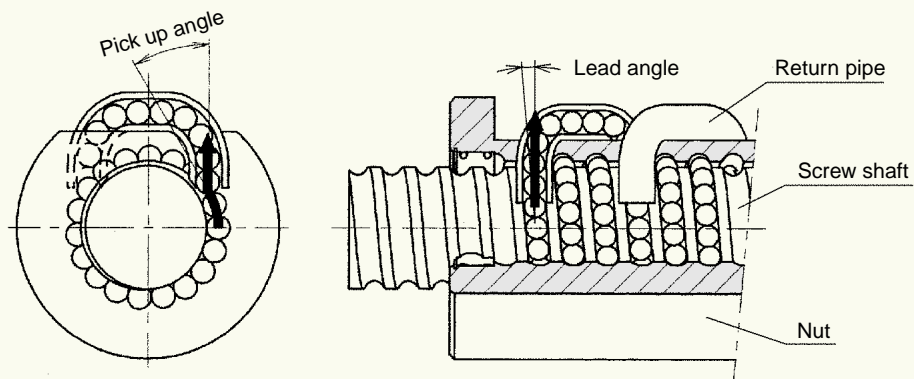
The SBN type return pipe is the ideal circulation method and doesn't have a lip so that the ball is picked up in a tangential direction and a flexible ball track can be held.

The design, with enough strength in the return pipe and the ball cage, makes the use with DN value 130,000 possible.

#### Type SBN



#### Conventional type



## Low noise

The ball cage between balls eliminates collision noise.

The return pipe does not have a lip so that the ball is picked up at a tangential direction and collision noise is eliminated.

These devices result in low noise and high sound quality.

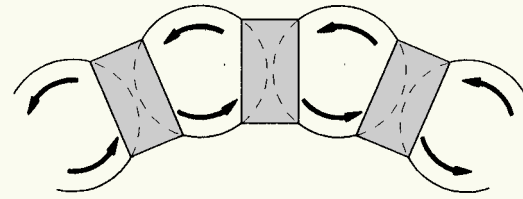
## Long-term maintenance-free operation

The ball cage acts as a lubricant reservoir. Adding the optional wire ring and the lubricator QZ\* makes long-term maintenance-free operation possible even in adverse environments (foreign matter or coolant).

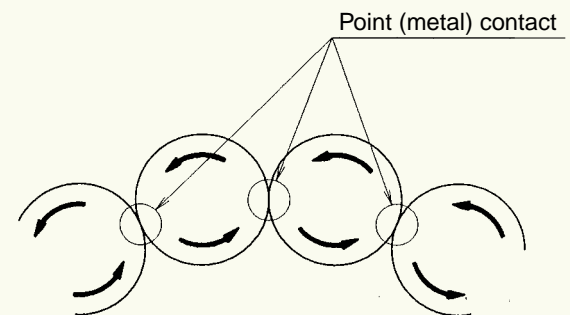
(\* : Please contact THK regarding the wiper ring and the lubricator QZ for ball screw.)

## Excellent sliding

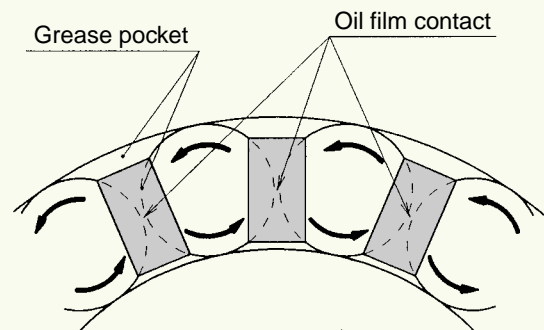
The ball cage eliminates ball to ball friction of balls and improves the torque characteristics greatly. A pre-load dynamic torque fluctuation is reduced and it is possible to achieve excellent sliding.



Caged ball technology



Conventional construction



Grease pocket

### ■ High speed & load durability

Type SBN uses a new re-circulation tube and caged ball technology to achieve smooth circulation which maintains high speed and improved load durability.

#### High speed durability test

##### Test condition

Model Number	SBN3210-7
Rotational speed	3900 (min <sup>-1</sup> ) (DN value: 130,000)
Stroke	400mm
Lubricant	AFG grease
Apply	12cm <sup>3</sup> (applied every 1000km)
Load	1.73kN
Acceleration	1G

##### Test result

**No problems after 5000km travel**

#### Load durability test

##### Test condition

Model Number	SBN3210-7
Rotational speed	1500 (min <sup>-1</sup> )
Stroke	300mm
Lubricant	AFG grease
Apply	12cm <sup>3</sup>
Load	17.3kN
Acceleration	0.5G

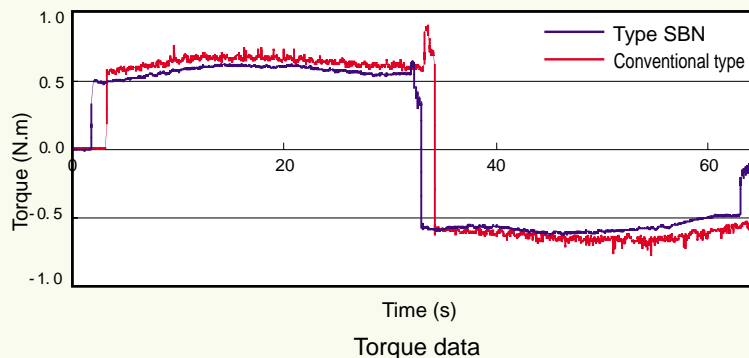
##### Test result

**Operated for 2.5 times estimated life span without a problem (Currently in operation)**

### ■ Smooth rotation

Type SBN uses caged ball technology, so it is possible to get smoother rotation compared to conventional types.

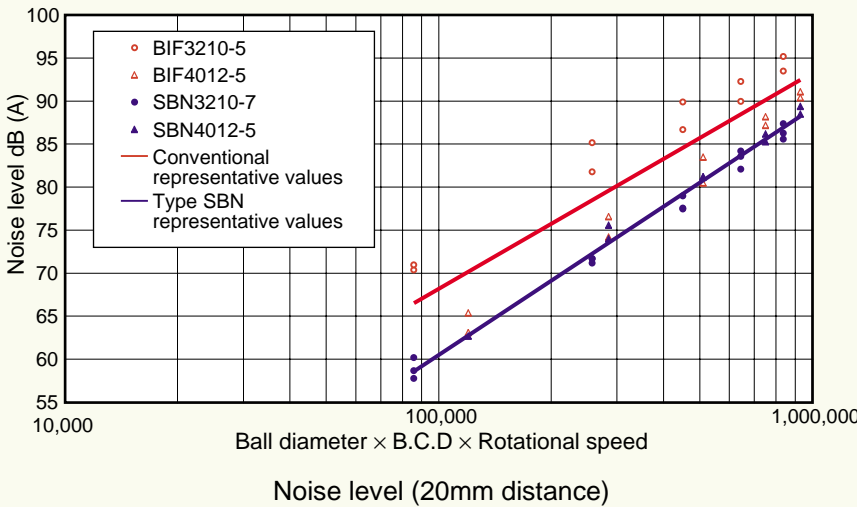
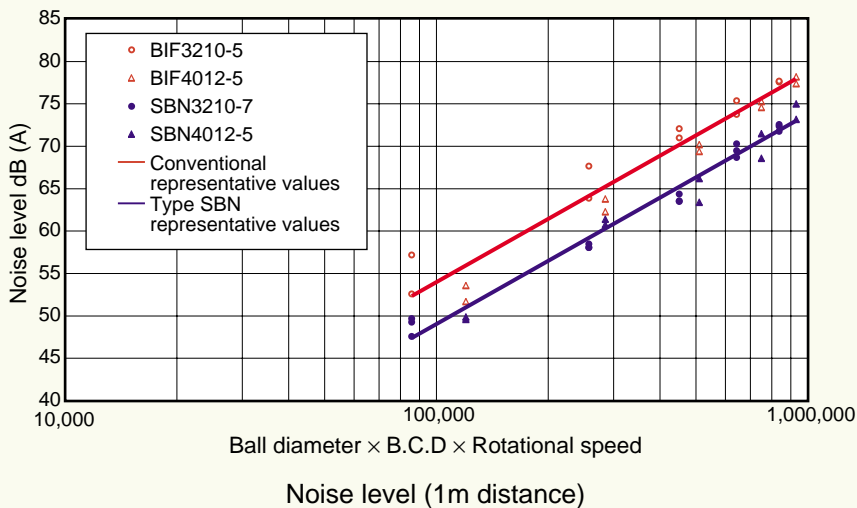
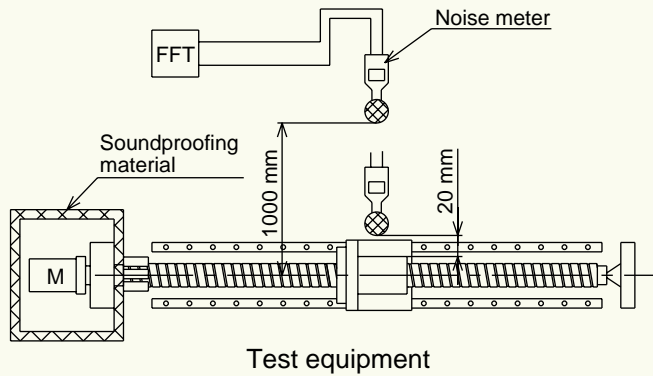
Category	Data
Shaft diameter / lead	32 / 10 mm
Rotational speed	60min <sup>-1</sup>



**■ Noise level data**

Type SBN maintains quiet operation under high-speed rotation by adopting caged ball technology that eliminates collisions of adjacent metal balls.

Item	Description
Lubricator	THK AFG grease
Measure distance	As shown in graph below



## Accuracy standard

The THK high-speed ball screw with caged ball technology is manufactured to a level of accuracy compliant with the JIS B1192 standard (precision ball screws). It is manufactured to high-accuracy C0 grade. The reliability of lead accuracy measurement is guaranteed by the use of a laser measurement device. For details on standard values, refer to the general catalogue.

## Load ratings and life

### Basic load rating Ca

Basic load rating Ca is used to calculate the life span of a ball screw when the nut moves due to being subject to a load.

The Ca basic load rating is called the axial directional load when revolving each of a set of identical ball screws having a rated life span of 90% at 106 rev. (1,000,000 revolutions).

### Life calculation

From the basic load rating and axial directional load, the life span of a ball screw is calculated using the following equation.

$$L = \left( \frac{Ca}{fw \cdot Fa} \right)^3 \times 10^6$$

L : Rated life span                      rev  
 Ca : Basic load rating                      N  
 Fa : Axial directional load                      N  
 Fw : Load factor (Table 1)

### Basic static load rating Coa

If the ball screw is subject to an excessive load or large collision load when in a static or moving state, localized permanent deformation will occur between the raceway surface and steel balls. This will prevent smooth motion if the amount of permanent deformation exceeds a specific limit.

In general, operation is regarded to be no problem if the extent of permanent deformation is 0.0001 times the diameter of the steel balls, and the load at this level is called basic static load rating Coa. Consideration of a static stability factor such as in table 2 is required with regards to the axial directional load resulting from operating conditions.

Table 1 Load Factor (fw)

Vibration and collision	Velocity (v)	fw
Slight	At very low speed $V \leq 0.25$ m/s	1.0~1.2
Small	At low speed $0.25 < V \leq 1.0$ m/s	1.2~1.5
Medium	At medium speed $1.0 < V \leq 2.0$ m/s	1.5~2.0
Large	At high speed $V > 2.0$ m/s	2.0~3.5

The life span can be calculated as in the following equation, when you know the rotational life span L, and the stroke length and reciprocating frequency are fixed.

$$Lh = \frac{L \times \ell}{2 \times \ell_s \times n_1 \times 60}$$

Lh : Life in terms of time                      hr  
 Coa : Stroke length                      mm  
 Fa : Number of reciprocating motions per minute                      min<sup>-1</sup>  
 ℓ : Lead                      mm

Table 2 Static Stability Factor (Fs)

Applicable machine	Load condition	Lower limit of Fs
General-purpose industrial machine	When no vibration and collision	1.0~1.3
	When subject to vibration and collision	2.0~3.0
Machine tool	When no vibration and collision	1.0~1.5
	When subject to vibration and collision	2.5~7.0

$$f_s \leq \frac{Coa}{Fa}$$

fs : Static stability factor (Table 2)  
 Coa : Basic static load rating                      kN  
 Fa : Axial directional load                      kN  
 ℓ : Lead

## Notes on use

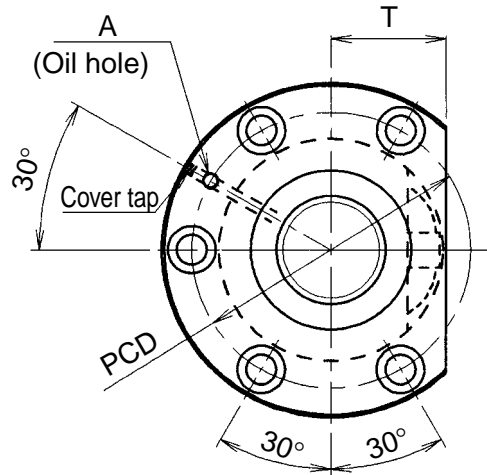
### Permissible rotational frequency

When the rotational frequency becomes high, the screw shaft nears natural frequency leading to resonating and in some cases resulting in movement failure. It is therefore necessary to consider using the ball screw below resonance point (critical speed). (For details, refer to the general catalogue.) Furthermore, the DN value is also limited regardless of the method of mounting. It is necessary to consider both of these points. (Permissible DN value of 130,000 for type SBN.)

### Recommended grease

Using a ball screw at high rotational speeds generates a large amount of heat. AFG grease is recommended for operation at high speeds.

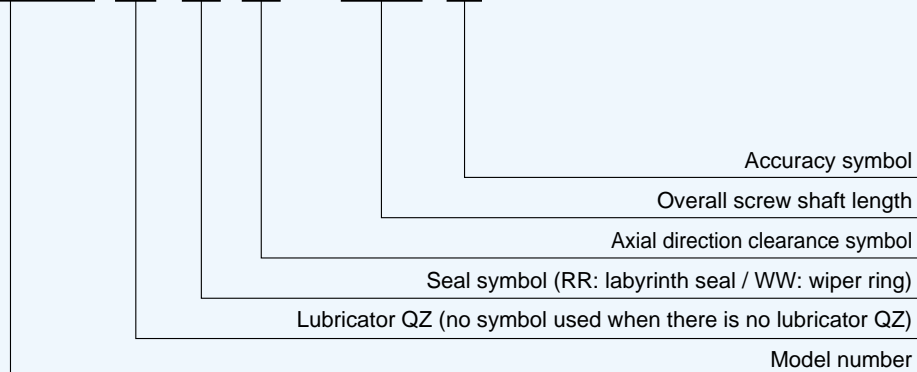
# Type SBN



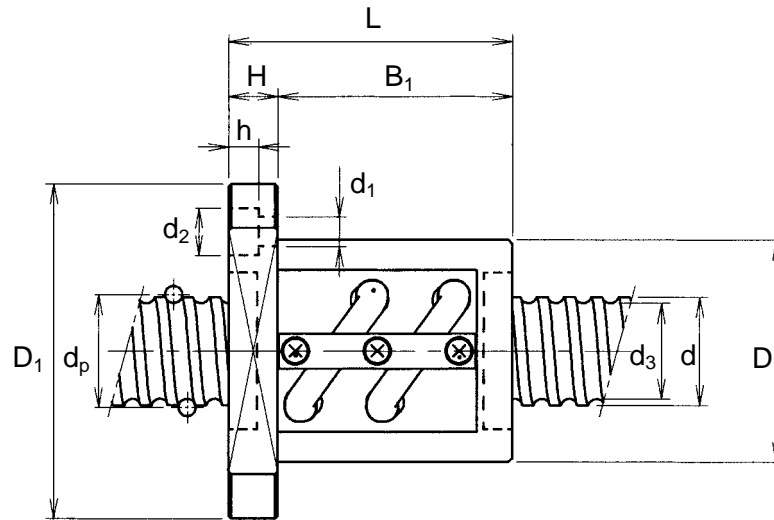
Model number	Screw shaft outer diameter d	Lead l	Load circuit number Row _ winding	Ball center diameter dp	Screw shaft root diameter d <sub>3</sub>	Basic rated load	
						Ca kN	Coa kN
SBN3210-7	32	10	1 × 3.5	33.75	26.4	34.8	73.4
SBN3212-5	32	12	1 × 2.5	34	26.1	30.2	58.3
SBN3610-7	36	10	1 × 3.5	37.75	30.4	36.8	83.0
SBN3612-7	36	12	1 × 3.5	38	30.1	42.9	93.0
SBN3616-5	36	16	1 × 2.5	38	30.1	32.1	66.2
SBN4012-5	40	12	1 × 2.5	42	34.1	33.9	73.6
SBN4016-5	40	16	1 × 2.5	42	34.1	33.8	73.9
SBN4512-5	45	12	1 × 2.5	47	39.2	35.8	83.2
SBN4516-5	45	16	1 × 2.5	47	39.2	35.8	83.4
SBN5012-5	50	12	1 × 2.5	52	44.1	37.6	92.8
SBN5016-5	50	16	1 × 2.5	52	44.1	37.5	93.0
SBN5020-5	50	20	1 × 2.5	52	44.1	37.5	93.3

## Model Number Coding

**SBN3210-7 QZ RR G0 + 1200L C5**







Outer diameter D	Flange diameter D1	Length L	Nut dimension					Oil hole A	Maximum permissible rotation speed min <sup>-1</sup>
			H	B1	PCD	d <sub>1</sub> × d <sub>2</sub> × h	T		
74	108	120	15	105	90	9 × 14 × 8.5	38	M6	3850
76	121	117	18	99	98	11 × 17.5 × 11	39	M6	3800
77	120	123	18	105	98	11 × 17.5 × 11	40	M6	3400
81	124	140	18	122	102	11 × 17.5 × 11	42	M6	3400
81	124	140	18	122	102	11 × 17.5 × 11	42	M6	3400
84	126	119	18	101	104	11 × 17.5 × 11	43	M6	3050
84	126	144	18	126	104	11 × 17.5 × 11	43	M6	3050
90	130	119	18	101	110	11 × 17.5 × 11	46	PT1/8	2750
90	130	140	18	122	110	11 × 17.5 × 11	46	PT1/8	2750
95	141	119	22	97	117	14 × 20 × 13	48	PT1/8	2500
95	141	143	22	121	117	14 × 20 × 13	48	PT1/8	2500
95	141	169	22	147	117	14 × 20 × 13	48	PT1/8	2500

### ●Heat generation

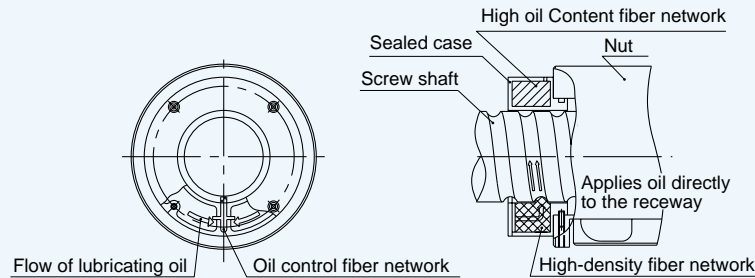
When using a ball screw at high rotating speeds, ball screw temperature can get excessively high. THK recommends AFG grease for low heat generation.

## Option

Type SBN can be equipped with lubricator QZ, which is a ball screw lubricator system containing a high-density fiber net with high oil content for longer maintenance-free periods, as well as a contact seal and wiper ring offering superb contamination protection capabilities for ball screws.

### ■ Lubricator QZ

Lubricator QZ is a new lubricating system that can supply an appropriate amount of lubricating oil to the parts requiring it.



#### < Features >


- **Enables longer maintenance-free intervals**

Normally, a small amount of oil is lost from ball screws during operation. By adding the lubricator QZ, oil lost over long periods is automatically replaced, greatly lengthening maintenance-free intervals.

- **Lubricator QZ is environmentally conscious**

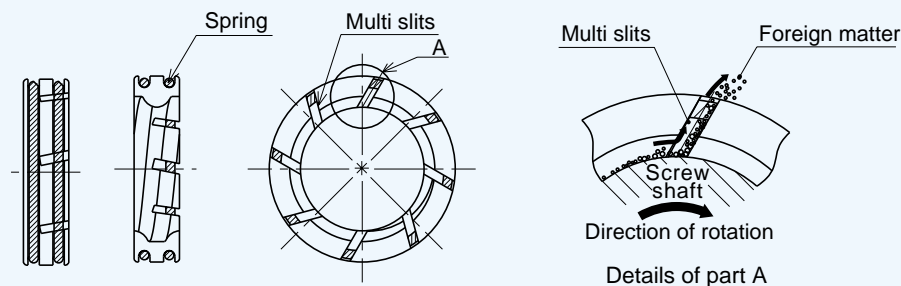
Because lubricator QZ uses a high-density fiber net to supply the appropriate amount of oil to the appropriate positions, there is no excess oil, making it an environmentally conscious design.

- **The best oil for each application can be used**

Lubricator QZ permits the use of the most suitable oil for the operating environment. For further details contact . (Applicable lubricating oil standard = ISO VG220)

### ■ Wiper Ring

The wiper ring adopts a specialized resin with friction resistant properties that forms an elastic contact on the outer shaft and screw grooves, thus protecting the slits in 8 places from contamination and preventing foreign matter from penetrating into the ball screw nut.



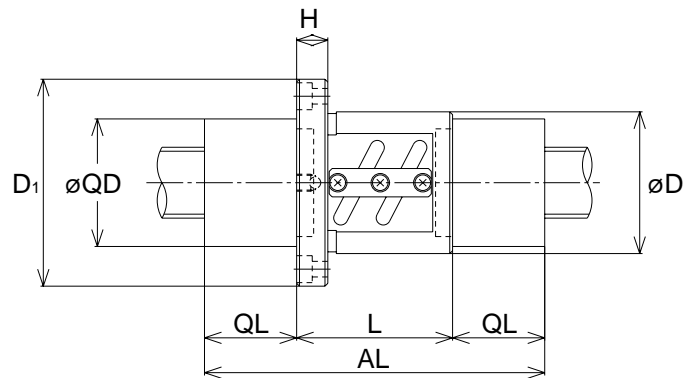
Structure of wiper ring

#### < Features >

- Prevents foreign matter penetrating the ball screw nut.
- Suppresses heat generation by fixed-pressure contact with screw shaft.
- Excellent resistance to friction, collision and chemicals.
- Incorporating lubricator QZ makes long-term maintenance-free operation a reality, even in adverse environments.

Note: The wiper ring cannot be fitted when processing the type SBN surface.

# SBN with options



Model number	Nut dimensions				QZ dimensions		
	Nut length L	Flange width H	Flange diameter D <sub>1</sub>	Nut outer diameter D	QZ Length QL	QZ outer diameter QD	QZ device total length AL
SBN3210-7	120	15	108	74	31	73	182
SBN3212-5	117	18	121	76	33	73	183
SBN3610-7	123	18	120	77	33	64	189
SBN3612-7	140	18	124	81	35	64	210
SBN3616-5	140	18	124	81	32	64	204
SBN4012-5	119	18	126	84	38	66	195
SBN4016-5	144	18	126	84	42	66	228
SBN4512-5	119	18	130	90	35.5	79	190
SBN4516-5	140	18	130	90	35.5	79	211
SBN5012-5	119	22	141	95	38.5	79	196
SBN5016-5	143	22	141	95	38.5	79	220
SBN5020-5	169	22	141	95	40.5	79	250

**THK High speed ball screw with ball cage****SBN****⚠ Precautions During Use****\* Handling**

\* Since the ball screw is a precision component, dropping or subjecting it to strong impacts can result in damage or changes in function. In addition, since the balls and ball cage will come out if the ball screw nut is disengaged from the screw shaft (ball screw section), please handle with care.

**\* Assembly**

\* If components are forcibly driven onto the screw shaft or nut, indentations may be formed in the rolling surface. Adequate caution is therefore required so as not to allow excessive force to be applied to the screw shaft and ball screw nut during part assembly.

\* If the screw shaft support and nut section are off-center or shifted out of position, the service life of the product may be shortened considerably. Adequate caution is therefore required with respect to assembled part accuracy and assembly accuracy.

**\* Coolant**

\* When this product is used in an environment in which there is the risk of coolant or other similar substance entering the nut section, please consult with THK since product function may be impaired depending on the type of coolant.

**\* Operating Temperature Range**

\* Since the SBN type uses a special resin, avoid using at temperatures above 80°C.

**\* Lubrication**

\* Although the ball screw can be used as is since it contains grease (with the exception of special cases), please replenish the grease prior to shipment following trial operation at your firm.

\* In the case of using in special environments, such as using in locations constantly subjected to the effects of vibrations, or using in a clean room, vacuum or under extremely low or high temperatures, ordinary grease may not be able to be used. In such cases, please inquire to THK .

\* "LM Guide", "Ball Cage", " " and "QZ" are the registered trademarks of THK Co., Ltd.

\* Appearance and specifications are subject to change without notice. Please inquire in advance at the time of use.

\* Although great care has been taken in the production of this catalog, the manufacturer is unable to accept any liability whatsoever for damages and so forth resulting from typographical errors or omissions.

Unauthorized reproduction prohibited

**THK THK CO., LTD.**

HEAD OFFICE 3-11-6, NISHI-GOTANDA, SHINAGAWA-KU, TOKYO 141-8503 JAPAN  
INTERNATIONAL SALES DEPARTMENT PHONE:(03)5434-0351 FAX:(03)5434-0353

**U. S. A.****CHICAGO**

PHONE:(847)310-1111 FAX:(847)310-1182

**NEW JERSEY**

PHONE:(201)529-1950 FAX:(201)529-1962

**LOS ANGELES**

PHONE:(714)891-6752 FAX:(714)894-9315

**SAN FRANCISCO**

PHONE:(925)455-8948 FAX:(925)455-8965

**ATLANTA**

PHONE:(770)840-7990 FAX:(770)840-7897

**DETROIT**

PHONE:(248)858-9330 FAX:(248)858-9455

**BOSTON**

PHONE:(781)575-1151 FAX:(781)575-9295

**INDIANAPOLIS**

PHONE:(317)243-3496 FAX:(317)243-3499

**MINNEAPOLIS**

PHONE:(612)953-4442 FAX:(612)953-4441

**CANADA (TORONTO)**

PHONE:(905)712-2922 FAX:(905)712-2925

**BRASIL (SÃO PAULO)**

PHONE:(011)3924-0911 FAX:(011)3924-0900

**GERMANY****DÜSSELDORF**

PHONE:(02102)74250 FAX:(02102)7425299

**STUTTGART**

PHONE:(07141)2757-0 FAX:(07141)2757-90

**U.K. (MILTON KEYNES)**

PHONE:(01908)222159 FAX:(01908)222161

**FRANCE (LYON)**

PHONE:(0437)49.14.00 FAX:(0437)49.14.01

**ITALY (MILAN)**

PHONE:(039)2842079 FAX:(039)2842527

**SWEDEN (STOCKHOLM)**

PHONE:(08)4457630 FAX:(08)4457639

**AUSTRIA (LINZ)**

PHONE:(07229)51400 FAX:(07229)51400-79

**SPAIN (BARCELONA)**

PHONE:(093)652-5740 FAX:(093)652-5746

**PGM BALLSCREWS LIMITED (COVENTRY)**

PHONE:(02476)841900 FAX:(02476)611032

**PGM BALLSCREWS IRELAND LIMITED (DUBLIN)**

PHONE:(01)4628101 FAX:(01)4629080

**TAIWAN****TAIPEI**

PHONE:(02)2585-8554 FAX:(02)2585-8495

**TAICHUNG**

PHONE:(04)2359-1505 FAX:(04)2359-1506

**CHINA****BEIJING**

PHONE:(10)6590-3557 FAX:(10)6590-3557

**HONG KONG**

PHONE:23761091, 23761252 FAX:23760749

**MALAYSIA (KUALA LUMPUR)**

PHONE:(03)987-1137 FAX:(03)987-8071

**INDIA (BANGALORE)**

PHONE:(080)330-1524 FAX:(080)330-1524

**KOREA (SEOUL)**

PHONE:(02)3463-0351 FAX:(02)3017-0351

